


# CABLE TRAY PERFORATED METAL



Proudly Bidvest

- Use with CAB-STRUT metal framing to provide multi-directional support for runs of cabling
- Other materials and finishes on request

No Splices Required.  
Order M6 x 12mm Gutter Bolts & Nuts Separately.  
(See page 28)



LCT (2950 + 50mm Std. Length)

## Light Duty Cable Tray (LCT)

Standard Length: 2950 + 50 - Standard Finish Galvanised (PG) Z275

Width (mm)	Material Thickness	Side Rail Height	LCT 2950 + 50mm Tray	Horizontal Bend 90°	Riser/Dropper	Tee	4 Way Crossover
50	0,8mm	13mm	210.00	112.70	74.00	165.00	315.00
76	0,8mm	13mm	260.00	118.00	82.00	181.00	376.00
101	1,0mm	19mm	348.00	182.00	112.00	202.00	414.00
152	1,0mm	19mm	482.00	228.00	140.00	250.00	469.00
203	1,0mm	19mm	691.00	262.00	180.00	320.00	503.00
228	1,0mm	19mm	751.00	270.00	192.00	366.00	541.00
305	1,0mm	19mm	948.00	368.00	234.00	412.00	558.00


## Medium Duty Cable Tray (MCT) \*Finish HDG (Prices Exclude Splice Sets)

Standard Length: 3000mm, Side Rail Height: 38mm, Material Thickness: 1,6mm

Width (mm)	MCT Tray* ①	Horizontal Bend 90° ①	Riser/Dropper ①	Tee ②	4 Way Crossover ③	Splice Sets up to 305mm
76	646.00	640.00	862.00	1447.00	2403.00	81.40 Ea.
114	807.00	776.00	916.00	1557.00	2546.00	
152	968.00	898.00	982.00	1703.00	2757.00	
228	1290.00	1230.00	1105.00	1999.00	3206.00	
305	1613.00	1470.00	1243.00	2344.00	3999.00	
457	2263.00	2026.00	1668.00	3126.00	5359.00	
610	2909.00	3263.00	1926.00	3751.00	6096.00	

### ① Indicates Splice Sets Required

Splice sets comprise:  
8 x M10 x 20 mushroom head bolts & nuts, 8 x M10 washers and 2 angle splices  
(For 457mm & wider add 4 off mushroom head bolts, nuts & washers + 1 flat splice)



For greater widths Heavy Duty Tray is recommended.

## Heavy Duty Cable Tray (HCT) \*Finish HDG (Prices Exclude Splice Sets)

Standard Length: 3000mm, Side Rail Height: 76mm,

Width (mm)	HCT Tray* ①	Horizontal Bend 90° ①	Riser/Dropper ①	Tee ②	4 Way Crossover ③	Splice Sets up to 305mm
76	962.00	793.00	1024.00	1631.00	2753.00	100.80 Ea.
114	1120.00	894.00	1148.00	1955.00	3115.00	
152	1290.00	1023.00	1213.00	2097.00	3323.00	
228	1610.00	1302.00	1331.00	2332.00	3815.00	
305	1935.00	1661.00	1450.00	2823.00	4312.00	
457	3087.00	2616.00	1956.00	4048.00	5936.00	
610	3818.00	3539.00	2144.00	4703.00	6960.00	


Splice Sets for 457mm & 610mm  
150.80 Ea.




MCT/HCT (3000mm Std. Length)

Material Thickness: 1,6mm up to 305mm and 2,0mm for 457 & 610mm

## Standard Accessories




Horizontal Bend 90°



External Elbow (Dropper)

Internal Elbow (Riser)



4 Way Crossover

Angle Splice

MD 23.10  
HD 32.80



Reversible Reducing Splice (See Page 48)

Centre Splice (457mm wide & upward only)

32.40

M10 x M20 Mush. Hd. Screws, Nuts and Flat Washers @ 4.40/Set